

# ATTRACTING HUMMINGBIRDS



Hummingbirds, our smallest feathered friends, live only in the Americas. Of the 319 species, 15 are found in the United States and only the Ruby-throated Hummingbird is common in Kansas. It nests along streams and woodland parks and is more abundant in the eastern half of the state. The rufous and broad-tailed hummingbirds can be seen during migrations. Ruby-throated hummers are a mere 3 1/2 inches long and weigh only 4.5 grams. This compares to a 5 1/4 inch, 27 gram house sparrow. The sphinx moth (adult form of the tomato hornworm), seen feeding at flowers during summer evenings, is sometimes mistaken for this darting atom of bird-life. Hummers can be seen in Kansas from mid-April to October. They winter along the Gulf Coast, Mexico, Panama, and Yucatan. Some even cross the 500 mile-wide Gulf of Mexico in about 20 hours, nonstop!

These small birds must consume large amounts of energy to compensate for their high metabolic rate. Feeding about every 10 minutes, they eat 1/2 of their body weight in insects and nectar each day. In order to prevent starving to death at night, hummingbirds go into a torpor or temporary hibernation and their heart rate lowers from 500 to 40 beats-per-minute.

## Artificial Feeders

Feeders can be used to attract hummingbirds before many of your flowers bloom. Another advantage of feeders is that they can be moved near a window or other desirable location where plants may not be suitable. Place the feeder in a semi-protected place where rain cannot dilute the nectar mixture in the end of the tube. Avoid direct sunlight as heat may cause the nectar to expand and be lost unnecessarily. Heat also enhances bacterial growth. If ants are attracted, moisten the

hanging wire with salad oil. Bee guards prevent bees from using the feeder. Clusters of bees will keep hummers away. Use either instant nectar preparation available at many nurseries and other retailers, or prepare your own nectar with 1 part sugar to 4 parts boiled water. It is not necessary to add red food coloring although you may if your feeder tube lacks this color.

## Backyard Plants

Hummingbirds prefer red and orange colored flowers and can be attracted to backyards with the following plants.

### HUMMINGBIRD FOODS

#### Annuals

Petunia

Lady in Red Salvia (Scarlet Sage)

Traditional Red Salvia

#### Perennials

Aquilegia

Digitalis

Phlox

Agastache

#### Bulbs

Cannas

#### Shrubs

Abelia

Mimosa

Rose of Sharon

Weigela

#### Trees



Honeysuckle

#### Vines

Trumpet Honeysuckle

Cardinal Climber

# Attracting HUMMINGBIRDS & BUTTERFLIES



Equal opportunity to participate in and benefit from programs described herein is available to all individuals without regard to race, color, national origin, sex, age, disability, sexual orientation, gender identity, political affiliation, and military or veteran status. Complaints of discrimination should be sent to Office of the Secretary, Kansas Department of Wildlife, Parks and Tourism, 1020 S Kansas Ave., Topeka, KS 66612-1327. 02/12

Website: [www.kdwpt.state.ks.us](http://www.kdwpt.state.ks.us)

# ATTRACTING BUTTERFLIES



People who live in towns and cities may think there is little they can do to bring wildlife up close and personal. But there is always room for butterflies. Whether you create a windowbox or have a garden in your backyard, you may be able to attract a dozen or more species. Many of the cultivated garden flowers attract butterflies.

## The Basics

If your space and time are limited, you may be interested in planting some annual flowers such as zinnias, marigolds, and daisies in a window box or small flower garden near your patio. A pan of water may be added nearby and will attract butterflies as long as nectar sources are also nearby. You may wish to periodically place melon rinds where they would not be a problem as they attract butterflies.

## The Medium Model

If you garden, you may wish to merely add a few more flower species and plant a few members of the parsley family to provide food sources for butterfly caterpillars. Hackberry and fruit trees will attract buckeyes, wood nymphs, and hackberry butterflies.

## The Full Treatment

Several small plots of various species of annuals and perennial flowers all attract many different butterflies almost anywhere in Kansas. Certainly, you will be able to attract more species in the eastern third of the state than in the extreme west but butterflies occur statewide. A planned and cultivated butterfly garden of many of the varieties list (see listing of suggested species in this brochure) will attract dozens of species of butterflies. By incorporating many of these suggested species, along with some wild prairie plantings of forbs and grasses and a pool or other source of water, you will be amazed at the variety of these insects that will come visiting.

## Things To Remember

### Pesticides

Try to reduce using pesticides around your home and garden. Butterflies are insects that will succumb to insecticides. Also, remember that many of the worms and caterpillars that you might consider a nuisance in your garden turn into interesting and sometimes stunning butterflies and moths. Consider using a diversity of plants and organic gardening techniques to reduce pest and disease problems.

### Sun and Wind

Try to place your butterfly garden and plants in sunny areas. Butterflies and the plants they love need plenty of sunshine. Also, don't expect too many butterflies to be out on cloudy and windy days. They will be most plentiful on windless, sunny days. You may need to consider shielding your new butterfly garden from the wind.

### Bloom Sequence


Consider planting flowers so that something is blooming all the time. Some plants such as marigolds have a long blooming period and would be good choices if your space is small. Other plantings may include a full array of annuals and perennials to allow for blooming from spring to fall.

### Other Things to Consider

If you are interested in satisfying the full needs of butterflies, consider planting some of the food and breeding area plants listed under "Caterpillar Food". Also, consider becoming more involved in your local garden clubs and in entomological and butterfly organizations. Check with these groups and with the Kansas Department of Wildlife and Parks for information about checklists, identification guides and other organization that specialize in butterflies and butterfly gardening.

## Butterfly Planting

Plants attract butterflies for two reasons: because they provide nectar sources or because they are host plants for egg laying. Certain wildflowers, cultivated flowers, trees, shrubs, and vines are particularly attractive nectar sources and should make up most of the butterfly feature planting. Host plants may be included too. A drinking basin can be made using shallow sloping sides or a series of partially submerged flat rocks for perches.



### BUTTERFLY NECTAR SOURCES

#### Wildflowers

- |                     |                    |
|---------------------|--------------------|
| asters              | milkweeds          |
| bergamont           | butterfly milkweed |
| horsemint           | swamp milkweed     |
| black-eyed Susan    | New Jersey tea     |
| blazing star        | phlox              |
| boneset             | rose verbena       |
| brown-eyed Susan    | meadowsweet        |
| butterfly bush      | spearmint          |
| common daylily      | coneflowers        |
| tickseed sunflower  | daisies            |
| Western wallflower  | ox-eyed daisy      |
| showy partridge pea |                    |

#### Wilder Species

- |                 |                      |
|-----------------|----------------------|
| common milkweed | dogbanes             |
| goldenrods      | ironweed             |
| Joe-Pye weed    | nettles and thistles |

#### Cultivated Flowers

- |                |                   |
|----------------|-------------------|
| asters         | zinnias           |
| aubretia       | marigolds         |
| calendula      | phlox             |
| coneflowers    | pink garden phlox |
| red clover     | sedum spectabile  |
| daisies or     | golden alyssum    |
| chrysanthemums | honesty           |
| thyme          | hyssop            |
| yarrow         |                   |

### Trees, Shrubs, and Vines

- |                  |                |
|------------------|----------------|
| black haw        | lilac          |
| blueberries      | pear           |
| farkelberries    | huckleberries  |
| blue spiraea     | privet         |
| buckeye          | redbud         |
| bush honeysuckle | smooth sumac   |
| butterfly bush   | spice bush     |
| clematis         | spiraea        |
| climbing         | viburnum       |
| honeysuckle      | dewberry       |
| crabapple        | blackberry     |
| gooseberry       | fragrant sumac |
| wild plum        | European       |
| hawthorn         | cranberry bush |

### CATERPILLAR FOODS

#### Larval Host Plants

- |                    |                   |
|--------------------|-------------------|
| cherries & plums   | sennas            |
| dogbanes           | partridge         |
| false indigo       | hackberry         |
| pea                | false loosestrife |
| snapdragons        | milkweeds         |
| toadflax           | nettles           |
| lead plant         | parsleys          |
| spice bush         | fennel            |
| thistles           | carrot            |
| Virginia snakeroot | dill              |
| violets            | parsley           |
| willows            | parsnip           |
| black willow       | pawpaw            |
| pussywillow        | plantains         |
| prairie clover     | gerardias         |
| sassafras          |                   |