

GLEN ELDER

On the shores of Waconda Lake, one of Kansas' largest lakes, Glen Elder State Park offers nearly unlimited recreational opportunities. With its rural setting, Glen Elder is a

perfect place to relax.

Modern restroom/shower buildings are open in Sioux, Kanza, and Cheyenne from mid April to October. The Kanza shower may be open during the winter and

early spring, depending on the weather.

A full service Marina provides fuel, boat and slip rental, boating, fishing and camping supplies. (Open Apr. 1st Through Oct. 31st).

DAY USE

Take your pick- swimming, boating, hiking, volleyball, softball and bike riding. Volleyball and horseshoe equipment is available at the office.

Some areas to check out...

The Osage area has sand volleyball courts, a reservable group shelter, and a swimming beach. The Waconda Nature Trails are currently being developed. The Pawnee Overlook provides shoreline fishing, wading, primitive camping, picnicking, and an excellent view. A modern,

handicap accessible Fish Cleaning Station (open Apr-Oct.), is located at the east dump station. The Chautauqua Fishing Pond offers easy fishing access for individuals with disabilities and children. This pond is stocked with trout in the winter. (Special creel and length limits in effect.) Cawker City Park offers a nine hole artificial green golf course with a second nine holes for the endurance golfer.

WILDLIFE

The park is also managed to enhance wildlife. Pheasant, deer, waterfowl, and numerous non-game species (including eagles during the winter) can be seen

throughout the park. Several limited special hunts are also offered. Special hunt drawings are conducted in early summer. Contact the area office for more information.

CAMPING

With 3 campgrounds totaling 121 electrical hook-up sites, most with water, and over 300 primitive sites, there's plenty of room for both tents and RV's. Some areas receive minimal maintenance and service except during peak use times. Boat ramps in Kanza and Osage offer excellent lake access & ADA courtesy docks. For RV'ers, the park has two dump stations and a full service marina is open April thru October. Select facilities are open all year, including: utility hookups in Kanza and Cheyenne Campgrounds, primitive campgrounds, frost-free hydrants, trails, vault toilets, and the Hopewell Church.

New concrete camppads with secure tie downs, water, and 50 amp electricity are available in Kanza and Cheyenne Campgrounds.

| | | Utility Sites | Primitive Sites | Reservable Sites | Reservable Campground | Reduced Maintenance | Vault Toilet | Shower House | FEATURES |
|------------------|----|---------------|-----------------|------------------|-----------------------|---------------------|--------------|--------------|--|
| Cheyenne | 36 | X | X | | | | X | X | 50amp & concrete pads |
| Kanza | 67 | X | X | | | | X | X | 50amp & concrete pads, boat ramp |
| Kaw | 18 | X | | | | | X | X | Pull-through sites near shower |
| Wichita | | X | | | | | | | Area away from lake |
| Comanche | | X | | | | | X | | Primitive area, near lake |
| Arickaree | | X | | X | X | | | | Primitive area, near shoreline |
| Kiowa | | X | | X | | | | | Primitive area, near shoreline |
| Uskuts | | X | | X | | | | | Primitive area, near shoreline undeveloped |
| Tokota | | X | | X | X | | | | Primitive area, near shoreline |
| Osage | | X | | X | X | | | | Near boat ramp, remainder day use |
| Sioux | | X | | X | X | | | | Back-in & pull-through site near lake |
| Pawnee | | X | | X | | | | | Primitive sites, no facilities/services |

A PEEK AT THE FUTURE

Construction of Heritage Village featuring the Hopewell Church began in 1992. The facility provides historical displays and a basement reservable for group events. Current development includes a Waconda Springs replica and a proposed limestone schoolhouse.

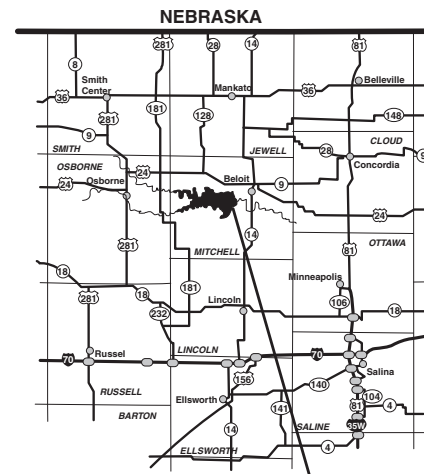
YOU CAN HELP GLEN ELDER

Help Glen Elder Shine! If you're in a developed campground please put all of your trash in one of the centrally located trash dumpsters. In other camp and day use areas, please take all of your trash with you.

THINGS TO REMEMBER

For permits, visit either the area office or one of the Self-pay stations at each park entrance. Vehicle, camping, and utility permits are required year-round.

Office hours are 8am to 4:30pm Monday through Friday throughout the year. From April 15 to Labor Day weekend the office extends its hours and is open seven days a week. In an emergency, contact the area office or call the Mitchell County Sheriff at (785) 738-3523.




Glen Elder Reservoir & State Park

General Area Map

Equal opportunity to participate in and benefit from programs described herein is available to all individuals without regard to race, color, national origin, sex, age, disability, sexual orientation, gender identity, political affiliation, and military or veteran status. Complaints of discrimination should be sent to Office of the Secretary, Kansas Department of Wildlife, Parks and Tourism, 1020 S Kansas Ave., Topeka, KS 66612-1327. 08/11

Glen Elder

State Park



Glen Elder State Park
2131 180 Rd.
Glen Elder, KS 67446

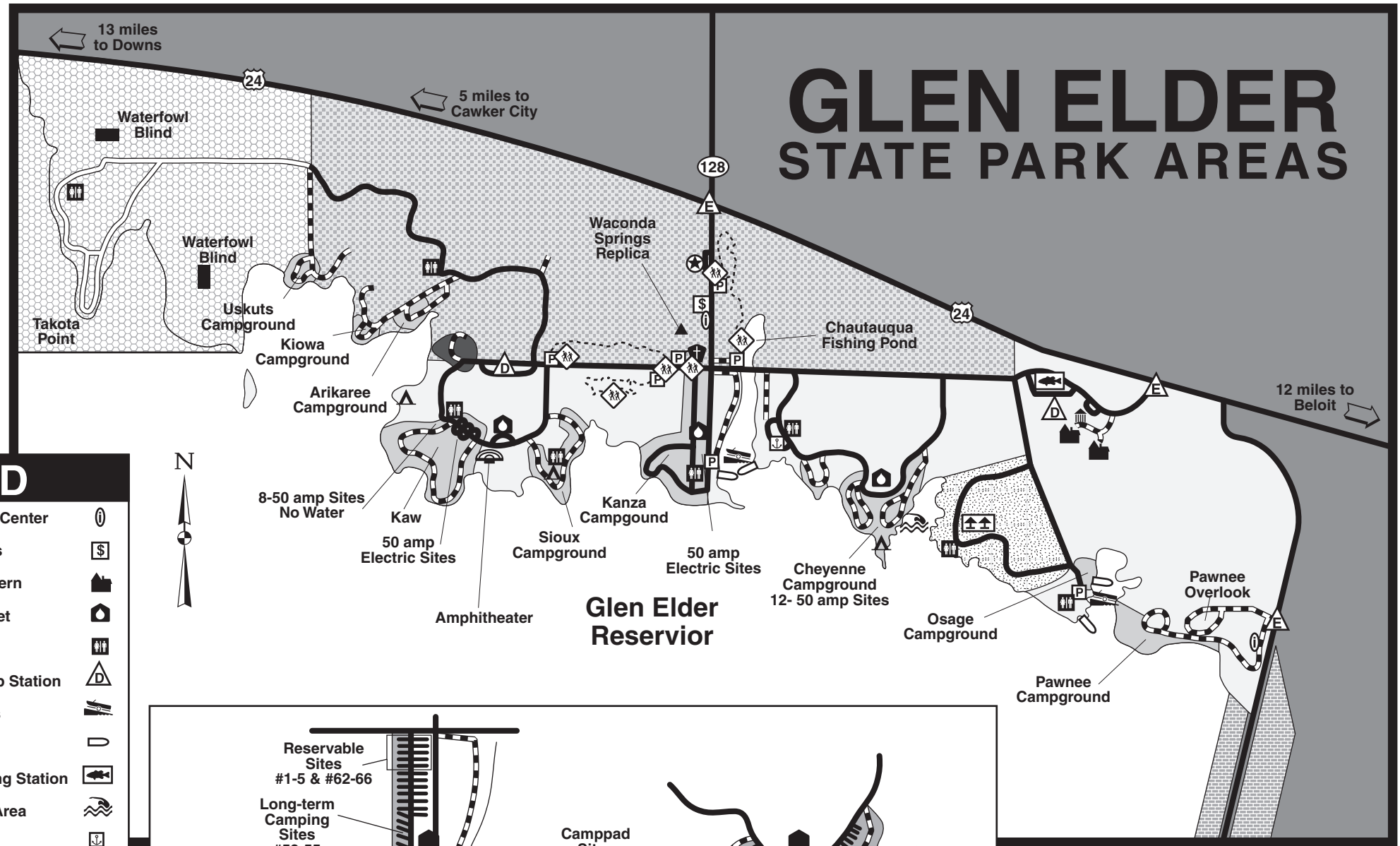


(Park Office)
(785) 545-3345

(Regional Office)
(785) 628-8614

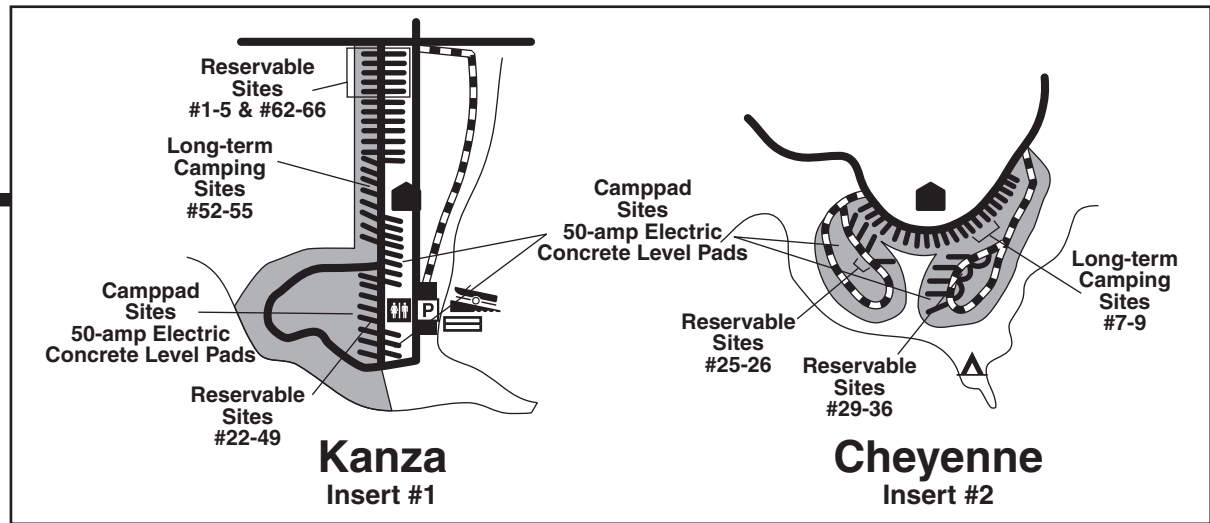
GlenElderSP@ksoutdoors.com
www.kdwpt.state.ks.us

GLEN ELDER STATE PARK AREAS



LEGEND

| | | | |
|--|--|-----------------------|--|
| Park Area (No Hunting) | | Information Center | |
| Camping Area | | Pay Stations | |
| Day-Use Area | | Cabins/Modern | |
| Special Hunt Area | | Shower/Toilet | |
| Wichita Reservation Area | | Vault Toilet | |
| Refuge Area | | Trailer Dump Station | |
| Other Public Lands | | Boat Ramps | |
| Dam or levee | | Dock/Pier | |
| Paved Roads | | Fish Cleaning Station | |
| Gravel Roads | | Swimming Area | |
| Unimproved Roads (Closed Nov. 1 - Mar. 1) | | Marina | |
| Park Entrance | | Shelter Group | |
| Park Office | | Camping Primitive | |
| Parking Area | | Visitor's Center | |
| | | Hopewell Church | |



Kanza
Insert #1

Cheyenne
Insert #2